

# Slovenia

Total population at 1 January 2009 by EUROSTAT: 2 032 362

## Tuberculosis case notifications, 2009

|   |             |
|---|-------------|
| Total number of cases                               | 188         |
| Notification rate per 100 000                       | 9.3         |
| New & relapses (lab+) number                        | 187         |
| New & relapses (lab+) notification rate per 100 000 | 9.2         |
| Pulmonary   | 162 (86.2%) |
| of which smear-positive                             | 89 (54.9%)  |
| Culture positive of all TB cases                    | 179 (95.2%) |
| Mean age of new TB cases, nationals                 | 53.8 years  |
| Mean age of new TB cases, non-nationals             | 46.5 years  |
| Foreign citizens of all TB cases                    | 55 (29.3%)  |
| New (not previously treated)                        | 180 (95.7%) |
| TB deaths per 100 000 (2008)                        | 1.2         |

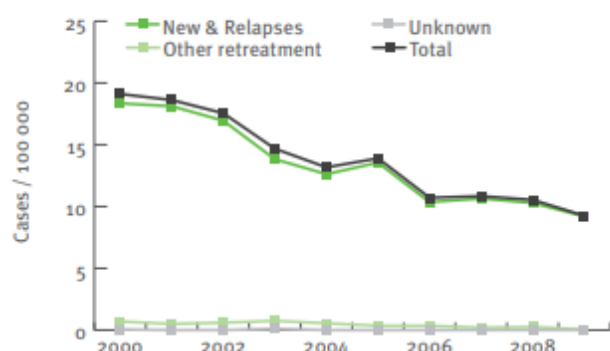
## Drug resistance surveillance & TB-HIV co-infection, 2009

|                                 |             |
|---------------------------------|-------------|
| Completeness of DRS data        | Yes         |
| Completeness of TB-HIV data     | Yes         |
| Case-linked data reporting      | Yes         |
| Cases with DST results          | 175 (97.8%) |
| Cases resistant to isoniazid    | 4 (2.3%)    |
| Cases resistant to rifampicin   | 1 (0.6%)    |
| MDR cases                       | 1 (0.6%)    |
| of which XDR cases              | 0 (0.0%)    |
| Cases resistant to ethambutol   | 0 (0.0%)    |
| Cases resistant to streptomycin | 5 (2.9%)    |
| TB cases tested for HIV         | 134 (71.3%) |
| HIV-positive TB cases           | 0 (0.0%)    |

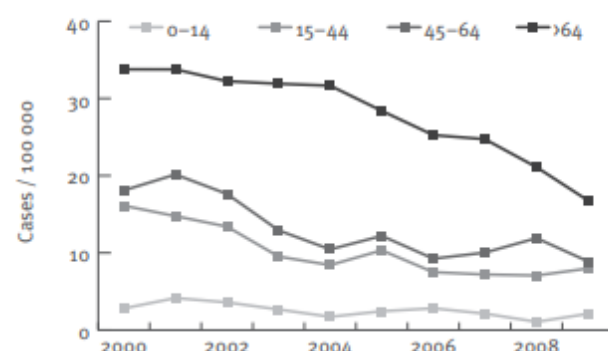
## Treatment outcome monitoring, 2008

|                            |                                |
|----------------------------|--------------------------------|
| Geographical coverage      | National                       |
| Outcome cohort             | New pulmonary culture positive |
| Case-linked data reporting | Yes                            |
| Notified in 2008           | 159                            |
| Success                    | 127 (79.9%)                    |
| Died                       | 24 (15.1%)                     |
| Failed                     | 0 (0.0%)                       |
| Defaulted                  | 3 (1.9%)                       |
| Still on treatment         | 2 (1.3%)                       |
| Transferred or unknown     | 3 (1.9%)                       |

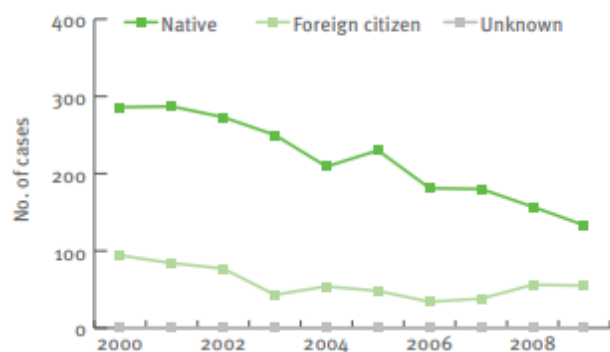
## Tuberculosis notification rates by treatment history, 2000–2009



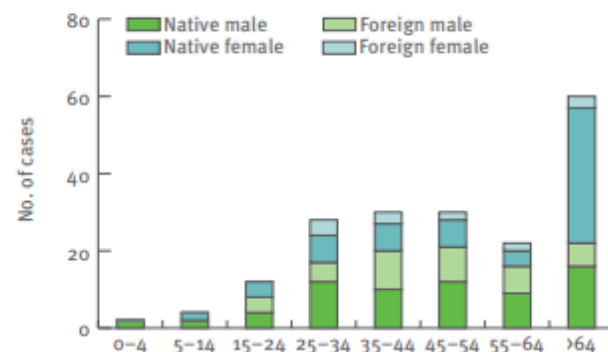
## Tuberculosis notification rates by age group, 2000–2009



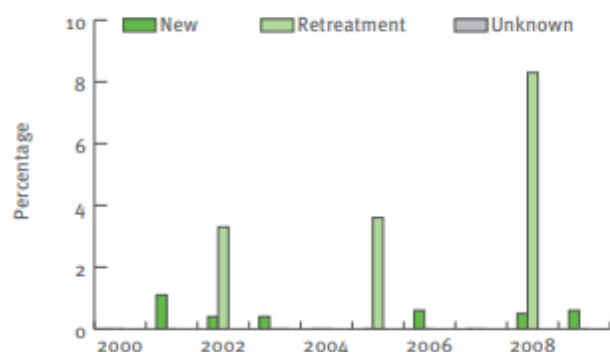
## Tuberculosis cases by geographical origin, 2000–2009



## Tuberculosis cases by origin, age group and sex, 2009



## MDR TB cases by previous treatment history, 2000–2009



## Treatment outcome, new pulmonary culture-positive cases, 2002–2008

