

# Slovenia

Total population at 1 January 2010 by EUROSTAT: 2 046 976

## Tuberculosis case notifications, 2010

Total number of cases	172
Notification rate per 100 000	8.4
New & relapses (lab+) number	169 (98.3%)
New & relapses (lab+) notification rate per 100 000	8.3
Pulmonary	142 (82.6%)
of which smear-positive	70 (49.3%)
Culture positive of all TB cases	155 (90.1%)
Mean age of new TB cases, nationals	56.2 years
Mean age of new TB cases, non-nationals	44.0 years
Foreign citizens of all TB cases	41 (23.8%)
New (not previously treated)	161 (93.6%)

## Drug resistance surveillance & TB-HIV co-infection, 2010

Completeness of DRS data*	Yes
Completeness of TB-HIV data**	Yes
Case-linked data reporting	Yes
Cases with DST results	155 (100.0%)
Cases resistant to isoniazid	0 (0.0%)
Cases resistant to rifampicin	0 (0.0%)
MDR cases	0 (0.0%)
of which XDR cases	0 (0.0%)
Cases resistant to ethambutol	0 (0.0%)
Cases resistant to streptomycin	2 (1.3%)
TB cases tested for HIV	131 (76.2%)
HIV-positive TB cases	1 (0.8%)

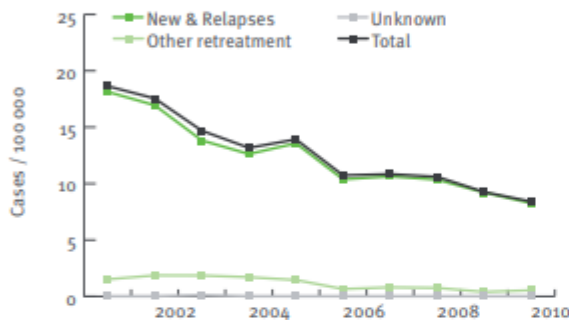
\* National coverage 100% or culturing 90%, C+/All TB cases 50%, DST done for C+ 75%, EQA 95%

\*\* More than 50% of TB cases tested for HIV

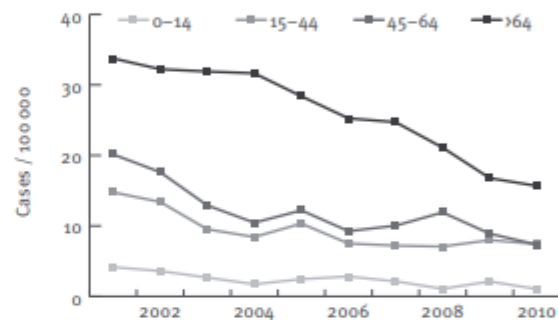
## Treatment outcome monitoring, 2009

Geographical coverage	National
Outcome cohort	New pulmonary culture positive
Case-linked data reporting	Yes
Notified in 2009	149
Success	130 (87.2%)
Died	13 (8.7%)
Failed	1 (0.7%)
Defaulted	1 (0.7%)
Still on treatment	1 (0.7%)
Lost to follow up	3 (2.0%)

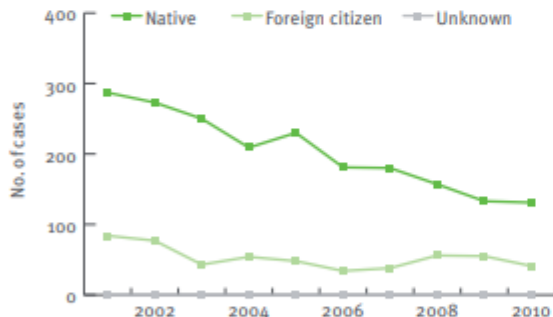
## Tuberculosis notification rates by treatment history, 2001–2010



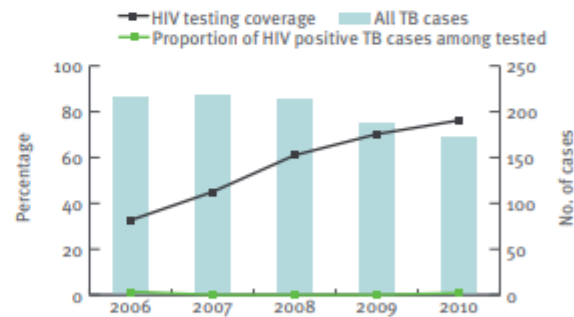
## New TB cases - notification rates by age group, 2001–2010



## Tuberculosis cases by geographical origin, 2001–2010



## TB-HIV co-infection, 2006–2010



## MDR TB cases by previous treatment history, 2001–2010



## Treatment outcome, new pulmonary culture-positive cases, 2001–2009

