

Tuberculosis surveillance and monitoring in Europe 2017

Slovenia

Total population at 10th August 2016 by EUROSTAT: 2 062 874

Tuberculosis case notifications, 2015

Total number of cases	130
Notification rate per 100 000	6.3
New* & relapses	129
New* & relapses notification rate per 100 000	6.3
Pulmonary	100 (76.9%)
of which microscopy-positive	50 (50.0%)
of which laboratory confirmed	95 (95.0%)
Laboratory-confirmed TB cases	119 (91.5%)
Mean age of new native TB cases	64.3 years
Mean age of new foreign TB cases	48.7 years
Foreign origin of all TB cases	50 (38.5%)
New (not previously treated)	120 (92.3%)

* Cases with unknown previous treatment included in new cases.

Drug resistance surveillance & TB-HIV co-infection, 2015

Completeness of DRS data*	Yes
Completeness of HIV data**	Yes
Case-linked data reporting	Yes
Cases with DST results	119 (100.0%)
Estimated MDR N, (best–low–high)	0–0–0
Pulmonary MDR TB cases notified	0 (0.0%)
of which XDR TB cases	0 –
Notified MDR TB	0 (0.0%)
of which XDR TB cases	0 –
TB cases tested for HIV	108 (83.1%)
HIV-positive TB cases	0 (0.0%)
of these on antiretroviral therapy	– –

* National coverage 100% or culturing 90%, C+/All TB cases 50%, DST done for C+ 75%, EQA 95%.

** More than 50% of TB cases tested for HIV.

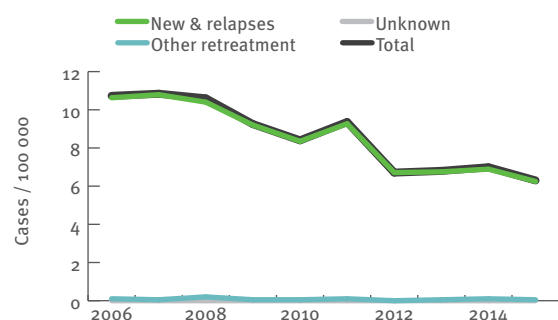
Treatment outcome monitoring

Geographical coverage	National			
Outcome cohort	New culture positive pulmonary TB cases notified in 2014*	All MDR TB cases notified in 2013**		
Case-linked data reporting	Yes			
Cases notified	89	0		
Success	73 (82.0%)	0	0	
Died	13 (14.6%)	0	0	
Failed	0 (0.0%)	0	0	
Lost to follow-up	1 (1.1%)	0	0	
Still on treatment	1 (1.1%)	0	0	
Not evaluated	1 (1.1%)	0	0	

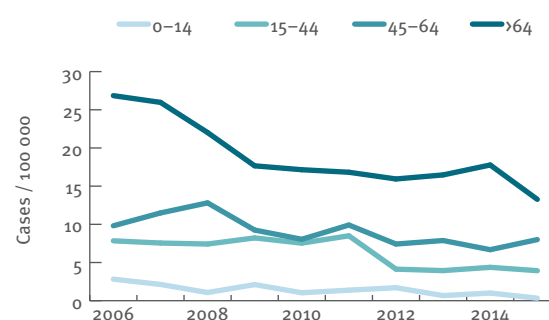
* Treatment outcome as presented is treatment outcome after 12 months.

** Treatment outcome as presented is treatment outcome after 24 months.

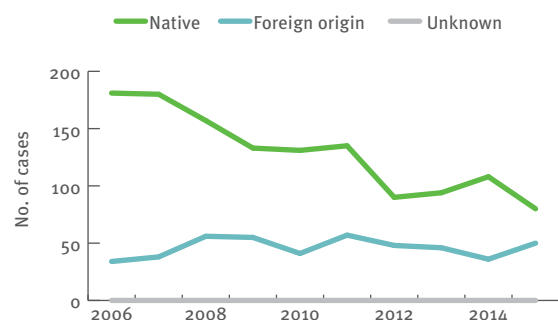
Tuberculosis notification rates by treatment history, 2006–2015



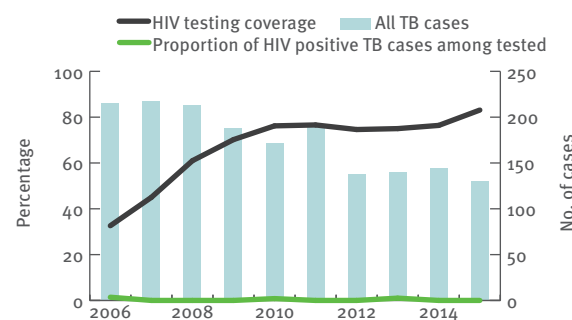
New and relapsed TB cases – notification rates by age group, 2006–2015



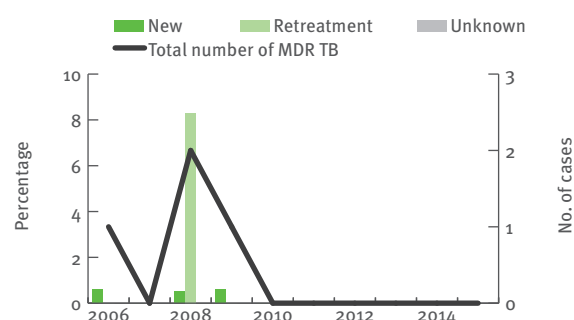
Tuberculosis cases by geographical origin, 2006–2015



TB-HIV co-infection, 2006–2015



MDR TB cases by previous treatment history, 2006–2015



Treatment outcome, new culture-confirmed pulmonary TB cases, 2005–2014

