

Tuberculosis surveillance and monitoring in Europe 2018.



2016 data Slovenia

Total population at 22 September 2017 by EUROSTAT: 2064188

Tuberculosis case notifications, 2016

Total number of cases	118
Notification rate per 100 000	5.7
New* & relapses	118
New* & relapses notification rate per 100 000	5.7
Pulmonary	103 (87.3%)
of which microscopy-positive	58 (56.3%)
of which laboratory confirmed	96 (93.2%)
Laboratory-confirmed TB cases	109 (92.4%)
Mean age of new native TB cases	60.2 years
Mean age of new foreign TB cases	53.3 years
Foreign origin of all TB cases	43 (36.4%)
New (not previously treated)	113 (95.8%)

* Cases with unknown previous treatment included in new cases.

Drug resistance surveillance & TB-HIV co-infection, 2016

Completeness of DRS data*	Yes
Completeness of HIV data**	Yes
Case-linked data reporting	Yes
Cases with DST results	109 (100.0%)
Estimated RR-TB among notified pulmonary cases N, (best-low-high)	0-0-0
Pulmonary MDR TB cases notified	0 (0.0%)
of which XDR TB cases	0 -
Notified MDR TB	0 (0.0%)
of which XDR TB cases	0 -
TB cases tested for HIV	95 (80.5%)
HIV-positive TB cases	1 (1.1%)
of these on antiretroviral therapy	1 (100.0%)

* National coverage 100% or culturing 90%, C+/All TB cases 50%, DST done for C+ 75%, EQA 95%.

** More than 50% of TB cases with reported HIV status.

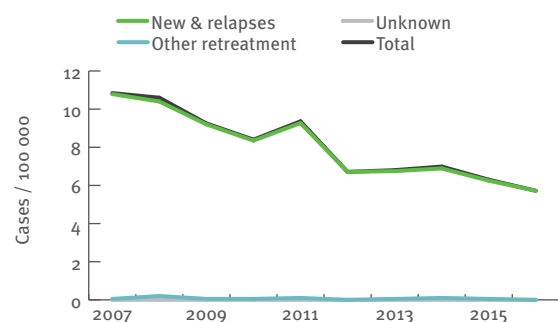
Treatment outcome monitoring

Geographical coverage	National		
Outcome cohort	New culture positive pulmonary TB cases notified in 2015*	All MDR TB cases notified in 2014**	
Case-linked data reporting	Yes		
Cases notified	88	0	
Success	76 (86.4%)	0	-
Died	11 (12.5%)	0	-
Failed	0 (0.0%)	0	-
Lost to follow-up	0 (0.0%)	0	-
Still on treatment	1 (1.1%)	0	-
Not evaluated	0 (0.0%)	0	-

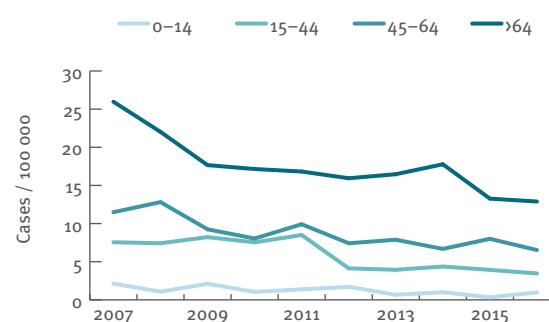
* Treatment outcome as presented is treatment outcome after 12 months.

** Treatment outcome as presented is treatment outcome after 24 months.

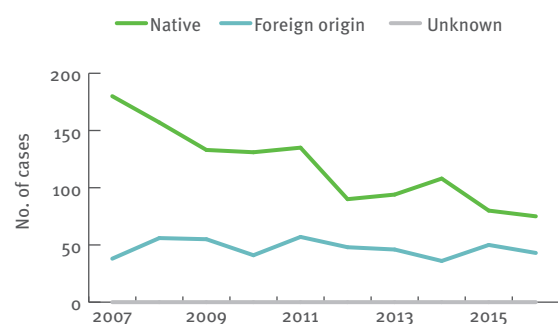
Tuberculosis notification rates by treatment history, 2007-2016



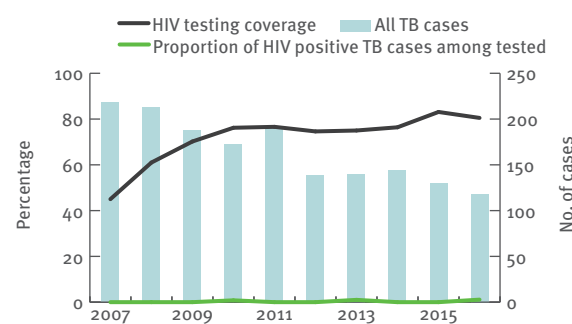
New and relapsed TB cases – notification rates by age group, 2007-2016



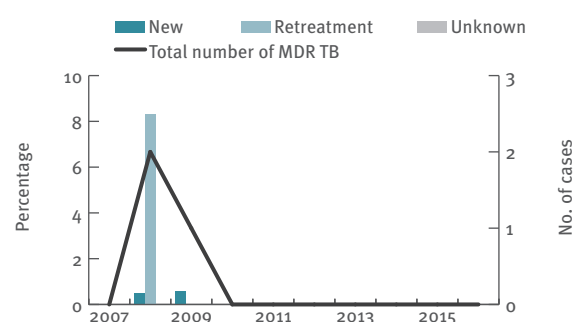
Tuberculosis cases by geographical origin, 2007-2016



TB-HIV co-infection, 2007-2016



MDR TB cases by previous treatment history, 2007-2016



Treatment outcome, new culture-confirmed pulmonary TB cases, 2006-2015

